

## Development of an Innovative Medical Cupping Device

Feng-Chyi Duh

(Department of Mechanical Engineering, Minghsin University of Science and Technology, Hsinchu, Taiwan)

**ABSTRACT:** Temperature increases to influence the organs are often used in Chinese medicine therapy. A heat therapy cup was developed in this study with temperature control, timer, and heat therapy functions. The concept behind these therapeutic aids is traditional Chinese medicine combined with modern technology and the designs include timers and temperature control. The completed prototypes were used for cupping therapy. After testing, it was found that the standard deviation was greater at a lower temperature setting ( $T_o$ ) while at a higher  $T_o$  the standard deviation was lower. At  $T_o$  of 30, 40, 50, and 60°C, the relative changes in standard deviations were 5.27%, 2.50%, 2.66%, and 0.88%, respectively. The results indicated that the timer and temperature control functioned properly. Therefore, the designed medical aid, which is an important tool in Chinese medicine, can be provided to people of all ages to maintain health, help with rehabilitation, or to boost energy.

**Keywords:** Constant Temperature, Cupping, Heat Therapy, Medical Instrument, Temperature Control

### I. INTRODUCTION

There is a common saying regarding the meridian system in traditional Chinese medicine (TCM): "If there is free flow, there is no pain; if there is pain, there is no free flow." Cupping therapy is widely used in traditional medicine to promote circulation, particularly, in case of mild failure in local blood microcirculation. In healthy people, meridian therapy fosters local metabolism and health recovery.

Cupping involves applying heat stimulation to body acupoints to promote unobstructed meridians and qi and blood coordination, thereby ridding the body of disease and recovering health. The earliest common method of cupping was fire cupping, in which heat was used to stimulate adsorption of cups placed over acupoints or meridians on the skin for localized hyperemia or congestion. This could lead to capillary rupture, resulting in destruction of red blood cells and hemolysis and providing chronic stimulation and health protection of the body.

TCM maintains that cupping therapy promotes blood circulation and removes blood stasis. The advantages of this form of therapy include non-invasiveness and easiness in operation. Therefore, it has long been a physical therapy method used in health care. Cupping is classified as an alternative remedy. It has extensive and profound implications and has been steadily applied for a thousand years. In fact, cupping may be considered as a valuable heritage of human civilization development. Technology and science can be integrated into cupping therapy to support and maintain its value.

Cupping is an external therapy in TCM that is mainly based on heat. However, during treatment, its duration and temperature cannot be effectively controlled, which can cause skin burns. Inconveniences and risks of traditional cupping therapy have resulted in its reduced application. This aspect of traditional medicine is at risk of being lost to future generations, which has become a large concern. Cupping is a type of thermal stimulation, in which a certain degree of heat must be achieved and negligence is not permitted as the treatment will not be effective in the case of exterior heat and interior cold.

### II. LITERATURE REVIEW

Cupping therapy uses various types of cups. The most commonly used include bamboo jars, terrines, glass jars, bottles with smooth bottlenecks, tea cups, and bamboo tubes. In addition to traditional cupping methods, many novel tools have been manufactured, including glass cups, rubber cups, plastic cups, and acupuncture suction aspirators. Particularly, glass and plastic cups are widely used as substitute cupping tools. Currently, most jars and cups are produced with using transparent acrylonitrile butadiene styrene (ABS); the advantages of which include compressive strength, corrosion resistance, and non-toxicity. ABS density is approximately 1.05g/cm<sup>3</sup> and its thermal conductivity is 0.19W/m-K. ABS performs normally at -25-60°C.

Transparent cups allow easy observation of color changes, blisters, and blood blisters on the skin under the cup and help to determine the severity of rheumatoid arthritis symptoms, providing a basis for diagnosis [1-11].

Heat is beneficial for body functioning but can cause irreparable damage to the human body if inappropriately or overly used. Heat can penetrate the skin and raise the tissue temperature to 42°C, causing the natural death of cells. Jiang et al. [12] discussed the effect of thermal properties and physical dimensions of skin on burns and determined that the thermal damage temperature of skin tissue is 44°C and above. Apart from temperature, the duration of thermal therapy is an important factor that can cause thermal damage. With regard to its impact on human body, due to the fact that cell tissue can endure temperatures up to 58°C for only three minutes, prolonged thermal therapy can damage the lipid layer of the cell membrane and cause changes to the proteins in cells which may result in cell coagulation necrosis. Depending on the depth of its penetration into body tissues, heat therapy can be classified into superficial heat therapy and deep heat therapy. Penetration depth is less than 1 cm in superficial heat therapy and can reach 3-6 cm in deep heat therapy [13].

Although technologies using heat in medical treatment are already relatively advanced, recent studies on heat transfer in cupping have been successful in developing medical cupping equipment [14-16]. During treatment, the amount of heat used to best meet the patient's needs is mainly determined by the physician's experience. This study developed a heat cupping therapeutic device capable of time and temperature control, which is an innovative device in terms of product type and basic functions.

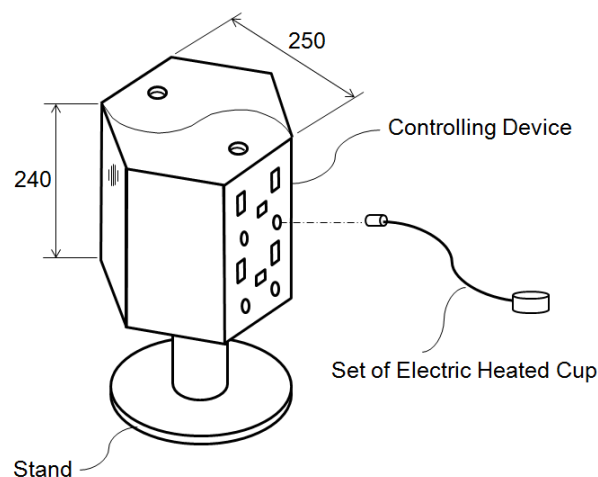
### III. MATERIALS AND METHODS

The exterior design of the controlling device is illustrated in Figure 1. The appearance is solid and refined; modern technology is used inside combined with the Bagua and Taiji designs used on the outer casing. In Taoism, Bagua and Taiji have many implications and are believed to suppress evil and give the patient piece of mind while expelling any evil during medical treatment. A temperature controller and other elements were integrated into the controlling device. With regard to design, the main consideration was given to the efficiency of the electronic components and dissipation of accumulated heat.

The dimensions of the controlling device are 250mm×250mm×240mm. A  $\phi$ 60mm×120mm circular stand was installed underneath with a  $\phi$ 270mm base at the bottom (Figure 1). The controlling device was equipped with a heat sink that discharged accumulated heat from the device using natural convection.

Electrically heated cups (Figure 2) comprised four elements: cup, insulated pad, heating pad, and heat spreader. The cups were produced using safe acrylic materials. Acrylic is easily processed and has low thermal conductivity (0.2 W/m-K), which is lower than the thermal conductivity of human skin (0.37W/m-K). Acrylic has good thermal insulation and is semipermeable, which allows monitoring of the body's reaction to the heat. The cups had an internal diameter of 50 mm, height of 12.5 mm, and wall thickness of 5 mm. The appearance was a cup.

Flexible, circular silicon thermofoil was used as the heating source in the electric heated cups. Heating at a fixed temperature ( $T_o$ =constant) was made possible by a thermocouple and temperature controller. The cups are very safe to use in actual practice. Silicon thermofoil is a heating element that provided the electrical cups with stable heat. It is safe, has low power consumption, and meets water-proof and moisture-proof requirements. The highest temperature that can be set with the silicon thermofoil was 80°C that can be controlled within the range of 80±5°C. The dimensions of the customized circular silicon thermofoil used in the developed device were  $\phi$ 50mm (diameter)×2mm (thickness).



**Fig. 1** Schematic diagram of medical cupping device

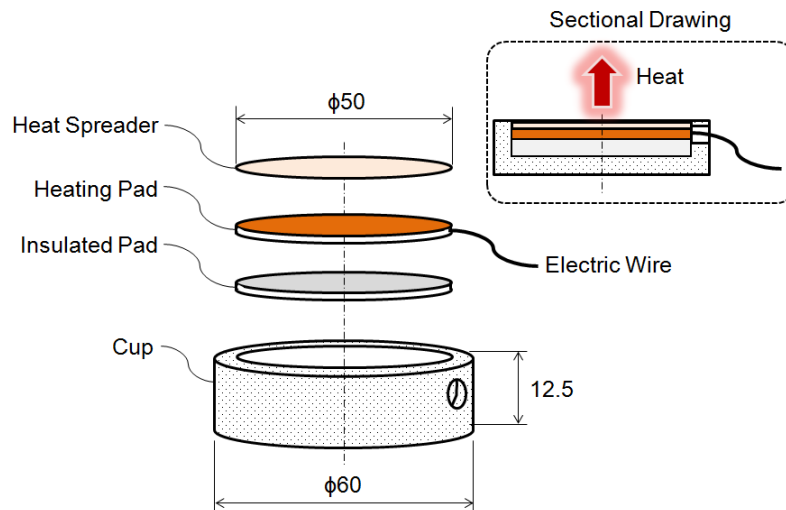


Fig. 2 Schematic diagram of electric heated cup

The constant temperature control system of the developed device is shown in Figure 3. A temperature sensor system was used for feedback temperature control. Based on the difference between input constant temperature values and feedback temperature values, the controller initiated the heating system to achieve the set constant temperature in the constant temperature control system. The constant temperature control system used a 100VAC power source. The heating device was powered on/off using a button switch. When the switch is on, a proportional–integral–derivative (PID) circuit output 12VDC electrical energy to the solid-state relay (SSR), allowing the PID to determine the ON/OFF moment and values and, using 12VDC electrical energy, initiate the SSR to turn ON/OFF. As a result, the service life of the PID circuit can be extended, reducing the cost for replacement parts. When the switch is on and before electric energy is delivered to the heating device, a transformer reduces the voltage from 110VAC to 12VAC and temperature measurements are returned to the PID circuit. Then, it is determined whether the temperature set by the PID circuit needs to be increased and SSR is used to control heating of the heating device.

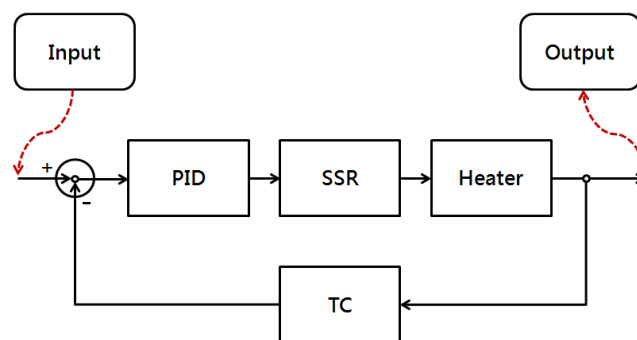


Fig. 3 The constant temperature control system of medical cupping device

#### IV. RESULTS AND DISCUSSION

The controlling device for heating cups developed in this study was efficient in terms of regularity and maintaining a constant temperature ( $T_o$ ). When the temperature inside cups is below the lower temperature threshold, the temperature controller automatically increases the temperature. When the temperature is above the upper temperature threshold, the temperature controller automatically decreases the temperature. When the lower and upper thresholds are close to each other, the cup temperature can be set to a certain range.

Figure 4 is a photograph of the completed controlling device. Its outer appearance integrates Taiji and Bagua, the essence of which can be interpreted from the external casing design. As seen from the figure, the controlling device has four sockets, the number of which can be increased depending on future demand. The controlling device includes a power supply unit and a temperature control unit. The top cover was removable to facilitate maintenance.



Fig. 4 Photograph of medical cupping device

The developed controlling device can easily set the heating duration and temperature values. When the temperature is above or below the set temperature, feedback signals from the temperature sensor device allow the temperature controlling device to make adjustments at any time. In the following experiment,  $T_o$  was controlled using four heaters (heating pads) TC<sub>1</sub>, TC<sub>2</sub>, TC<sub>3</sub>, and TC<sub>4</sub> and set at 30, 40, 50, and 60°C. TC<sub>1</sub> and TC<sub>3</sub> were equipped with heating sensors and controlled temperature in TC<sub>2</sub> and TC<sub>4</sub> in addition to their own temperature. Thus, TC<sub>1</sub> and TC<sub>2</sub> conducted temperature control as one temperature control device, and TC<sub>3</sub> and TC<sub>4</sub> were a second temperature control device.

According to sensor results, values recorded after temperature measurements using thermocouple thermometer were sent to the computer. The process is demonstrated in Figures 5-8. Each temperature measurement took 720 seconds. As seen from the distribution curves in the figures, despite temperature fluctuations, stability was achieved in temperature control. With regard to quantitative description of temperature accuracy in each case, Table 1 shows the maximum ( $T_{max}$ ), minimum ( $T_{min}$ ), and average ( $T_{ave}$ ) temperature values and standard deviations. The standard deviation was the square root of the variance and mainly represents dispersion of temperature values within groups. The ratio of standard deviation and expected values is represented by the coefficient of variance. The data provided in the table shows that at a  $T_o$  of 30, 40, 50, and 60°C, the average coefficients of variance were 3.13%, 1.85%, 1.61%, and 2.26%, respectively.

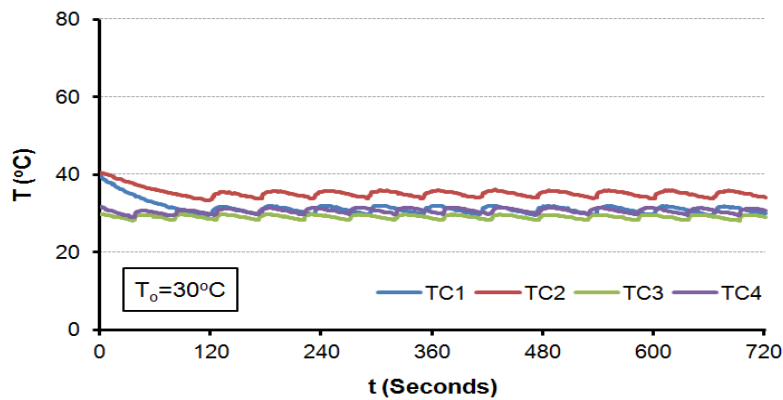


Fig. 5 Temperature measurements of electric heated cup ( $T_o=30^\circ\text{C}$ )

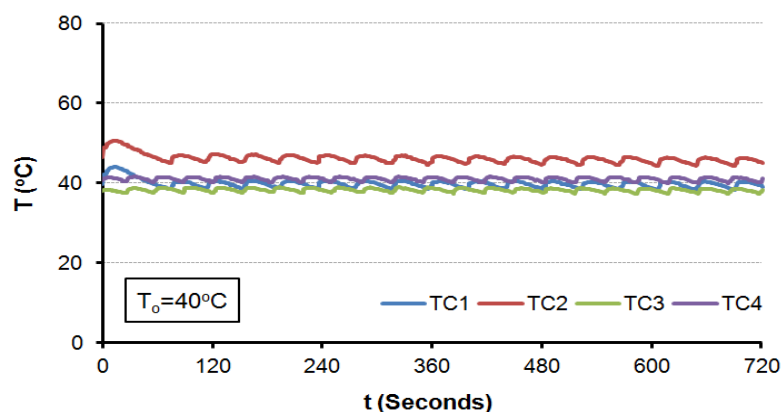


Fig. 6 Temperature measurements of electric heated cup ( $T_o=40^\circ\text{C}$ )

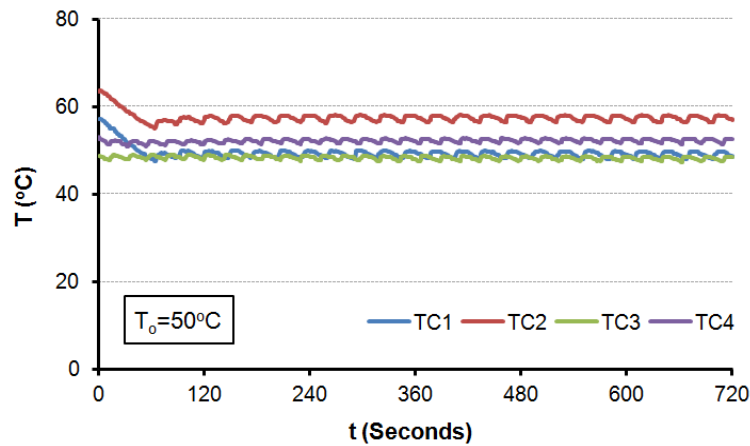


Fig. 7 Temperature measurements of electric heated cup ( $T_0=50^{\circ}\text{C}$ )

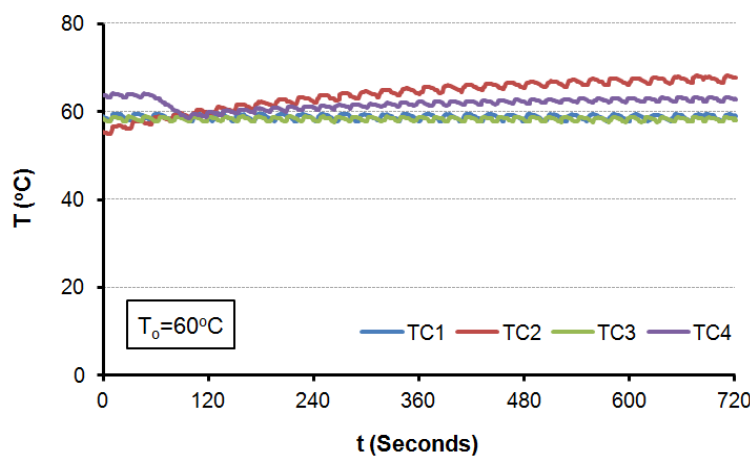


Fig. 8 Temperature measurements of electric heated cup ( $T_0=60^{\circ}\text{C}$ )

Table 1. Experimental data of electric heated cup

| TC | $T_0(^{\circ}\text{C})$ | $T_{\text{max}}(^{\circ}\text{C})$ | $T_{\text{min}}(^{\circ}\text{C})$ | $T_{\text{ave}}(^{\circ}\text{C})$ | SD ( $^{\circ}\text{C}$ ) |
|----|-------------------------|------------------------------------|------------------------------------|------------------------------------|---------------------------|
| 1  | 30                      | 39.5                               | 29.4                               | 31.3                               | 1.58                      |
| 2  |                         | 40.6                               | 33.3                               | 35.2                               | 1.15                      |
| 3  |                         | 29.7                               | 28.0                               | 29.1                               | 0.46                      |
| 4  |                         | 31.6                               | 28.9                               | 30.6                               | 0.57                      |
| 1  | 40                      | 44.1                               | 38.3                               | 39.4                               | 1.00                      |
| 2  |                         | 50.6                               | 44.3                               | 46.1                               | 1.11                      |
| 3  |                         | 38.9                               | 37.3                               | 38.3                               | 0.41                      |
| 4  |                         | 41.6                               | 40.0                               | 41.0                               | 0.44                      |
| 1  | 50                      | 57.2                               | 47.6                               | 49.4                               | 0.83                      |
| 2  |                         | 63.6                               | 55.1                               | 57.5                               | 1.08                      |
| 3  |                         | 49.0                               | 47.4                               | 48.3                               | 0.40                      |
| 4  |                         | 53.0                               | 50.9                               | 52.2                               | 0.40                      |
| 1  | 60                      | 59.5                               | 57.7                               | 58.8                               | 0.53                      |
| 2  |                         | 68.1                               | 55.0                               | 63.7                               | 3.32                      |
| 3  |                         | 58.9                               | 57.6                               | 58.4                               | 0.37                      |
| 4  |                         | 64.1                               | 58.4                               | 61.8                               | 1.21                      |

The heating pads were installed in electrical heating cups and balsa heat insulating pads and heat spreaders were produced. Temperature control at a  $T_0$  of 30, 40, 50, and  $60^{\circ}\text{C}$  is shown in Table 1. Each temperature measurement took 720 seconds. As shown in the table, the lower temperature setting was associated with more evident deviations of average temperature values. Error calculations based on Table 1 showed that at a  $T_0$  of 30, 40, 50, and  $60^{\circ}\text{C}$ , the errors were 8.48%, 3.40%, 2.36%, and 1.30%, respectively. After testing the temperature setting accuracy based on standard deviations, it was found that the standard deviation was greater at a lower temperature setting ( $T_0$ ). As shown in Table 1, the standard deviations were 0.53, 0.83, 1.00, and  $1.58^{\circ}\text{C}$ . At a  $T_0$  of 30, 40, 50, and  $60^{\circ}\text{C}$ , the relative coefficients of variance were 5.27%, 2.50%, 1.66%, and 0.88%, respectively.

Analysis showed that the environmental temperature had a larger impact on lower temperatures. Moreover, as the core body temperature (37°C) is higher than the set temperature of 30°C, the temperature setting did not cause the temperature rise and, at most, only affected the temperature of the skin surface. When the temperature setting was 40°C, the environmental temperature had a considerable effect on the core body temperature, resulting in a high standard deviation (SD@40°C=1°C). When the temperature setting was higher than 50°C, a large decrease was observed in standard deviation and coefficient of variance. The standard deviation decreased to SD@50°C=0.83°C and the coefficient of variance was 1.66%, indicating a more stable and accurate temperature setting. When the temperature setting was further increased, the standard deviation decreased to SD@60°C=0.53°C and the coefficient of variance was lower than 1% (0.88%).

## V. CONCLUSION

Cupping is a safe and convenient therapy and health care method. However, many people purchase cups for at-home use which, due to absence of any restrictions in cupping application, can lead to burns. Modern cupping has mostly moved away from heat and has opted to use vacuum cups, such that the quality of cupping therapy has changed. Although technologies using heat in medical treatment are already relatively advanced, recent studies on heat transfer in cupping have been successful in developing medical cupping equipment. During treatment, the amount of heat used to best meet the patient's needs is mainly determined by the physician's experience.

The innovation proposed in this study integrated electrical machinery, electronics, control, and heat transfer technologies. The developed device provides traditional medical therapies that use heat with a safe heating method that can improve treatment quality. The empirical results showed that despite temperature fluctuations, stability was achieved in temperature control. The temperatures measured in each test reached stability within 60-120 seconds, meaning that the average temperature values ( $T_{ave}$ ) were close to the temperature setting ( $T_0$ ).

## ACKNOWLEDGEMENTS

This study was supported by the Ministry of Science and Technology of Taiwan through the Project NO. MOST 104-2622-E-159-009-CC3.

## REFERENCES

- [1]. J. O'Conner, and D. Bensky, *Acupuncture: A comprehensive text*, Eastland press, Seattle, WA, 1981.
- [2]. R.F. Zhang, X.F. Wu, and N.S. Wang, *Illustrated dictionary of Chinese acupuncture*, Sheep's Publications, Hong Kong, 1986.
- [3]. X.N. Cheng, *Chinese acupuncture and moxibustion*, Foreign Languages Press, Beijing, 1987.
- [4]. J. Cui and G.Q. Zhang, A survey of thirty years' clinical application of cupping, *Journal of Traditional Chinese Medicine*, 9(3), 1989, 151-154.
- [5]. H.D. Ju, 30 Cases of frozen shoulder treated by needling and cupping, *International Journal of Clinical Acupuncture*, 9(3), 1989, 327-328.
- [6]. J.S. Wu, Observation of analgesic effect of acupuncturing Dazhui point, *Journal of Traditional Chinese Medicine*, 9(4), 1989, 240-242.
- [7]. X.C. Xu, *English-Chinese encyclopedia of practical traditional Chinese medicine*, Higher Education Press, Beijing, 1989.
- [8]. M.Q. Zhu, *A handbook for treatment of acute acupuncture syndromes using acupuncture and moxibustion*, Eight Dragons Publishing, Hong Kong, 1992.
- [9]. D.C. Chen, N.W. Jiang, and X. Cong, 47 Cases of acne treated by prick-bloodletting plus cupping, *Journal of Traditional Chinese Medicine*, 13(3), 1993, 185-186.
- [10]. J. Li, A miraculous spinal pinching therapy, *Journal of Traditional Chinese Medicine*, 16(3), 1996, 228-229.
- [11]. Y. Yin, Blood-letting at a single point for treatment of acute diseases, *Journal of Traditional Chinese Medicine*, 17(3), 1997, 214-216.
- [12]. S.C. Jiang, N. Ma, H.J. Li, and X.X. Zhang, Effects of thermal properties and geometrical dimensions on skin burn injuries, *Burns*, 28, 2002, 713-717.
- [13]. J.S. Huang, D.A. Gervais, and P.R. Muellerm, Radiofrequency ablation: Review of mechanism, indications, technique, and results, *Chinese journal of Radiology*, 26, 2001, 119-134.
- [14]. F.C. Duh and Y.T. Tsai, Analysis of heat transfer in electromoxibustion cup, *Journal of Technology*, 23(2), 2008, 107-116. (in Chinese)
- [15]. F.C. Duh and T.H. Li, Heat transfer study on electromoxibustion cup for therapy of traditional Chinese medicine, *Journal of Science and Engineering Technology*, 5(2), 2009, 73-81. (in Chinese)
- [16]. F.C. Duh, T.H. Li, and Y.H. Chiu, An investigation of heat transfer study on warm-moxibustion cup for zhenjiuology, *Journal of Science and Engineering Technology*, 7(1), 2011, 59-68. (in Chinese)