

Heuristic Problem Solving and Black-Box Optimization Approaches

Mohammed Rahmat¹, Prof.Dr.G.Manoj Someswar²

Research Scholar, VBS Purvanchal University, Jaunpur, U.P., India

Research Supervisor, VBS Purvanchal University, Jaunpur, U.P., India

Corresponding Author: Mohammed Rahmat

ABSTRACT: Execution examination strategies are fundamental to the technique of framework custom game plan and operations. A collection of systems have been used by investigators in different settings: investigative models (eg: TCP models, web models, self-indistinguishable models, topology models), duplication stages (eg: ns-2, SSFnet, GloMoSim, Genesis), prototyping stages (eg: MIT Click Router gadget compartment, XORP), gadgets for consider blueprint of-examinations and breaking down parameter state spaces (eg: Recursive Random Search, STRESS), exploratory mimicking stages (eg: Emulab), certifiable overlay sending stages (eg: Planetlab), and genuine estimation and instructive records (eg: CAIDA, Rocket fuel).

The unusual state motivation driving the usage of these gadgets is principal: to increment changing degrees of subjective and quantitative vitality about the lead of the system under-test. This anomalous state reason changes over into different specific lower-level destinations, for instance, support of tradition layout and execution for a sweeping mix of parameter qualities (parameter affectability), vitality about custom security and fragments, and taking a gander at highlight joint attempts between traditions. Absolutely, we may harden the objective as an ordeal for general invariant connection between structure parameters and tradition improvement.

To address these basics, we developed an examination arrange deal with that will connect with us to presumably show up and heuristically search for upgrading tradition response. Generally speaking the tradition response is a bit of a monster vector of parameters, i.e., is a response surface in a tremendous dimensional parameter space (perhaps several no less than thousands estimations).

We store our repeating design handle an equipped request figuring (called Recursive Random Search) for enormous dimensional parameter streamlining, and trial showing up of custom execution qualities especially in amazing regions of the parameter state space. The conceivable consequence of this work cements a bound together interest; observational showing up and change framework with demonstrated ability to act imperative wide scale coordinate setup areas and give magnificent models rapidly.

KEYWORDS: Recursive Random Search (RRS), Network Modeling & Simulation, Adaptive tuning of RED parameters, Rensselaer's Optimistic Simulation System (ROSS)

Date of Submission: 31-08-2018

Date of acceptance: 15-09-2018

I. INTRODUCTION

A phase weaker than correct illustrating (i.e., making input-yield relapse models) is change, i.e., to choose the region of the parameter state space that prompts the best" execution response. Since the response surface is dark, this inquiry falls into the wide region of productive, heuristic basic deduction. The standard issues in basic speculation incorporates developing a cognizance of the inconvenience of an issue: size of the chase space, exactness and effortlessness of the appraisal work, and the method for the issue prerequisites. The theory of the response surface headway is called discovery operation order using heuristic chase procedures. In particular, a combination of framework father remoter upgrade request can be experimentally arranged (accepting minimization) and illuminated by such strategies. For instance, given a genuine esteemed target work $f : R^n \rightarrow R$, find a worldwide least x^* ,

$$x^* = \arg \min_{x \in D} f(x)$$

where x is the parameter vector to be streamlined, D is the parameter space, when in doubt a littler set in R^n . In

these issues, the objective work $f(x)$ is consistently intelligently dark and the limit evaluation must be refined through PC entertainment or other abnormal ways. This kind of issues are from this time forward called "discovery" headway issues where the objective limit is shown as a black-box.

Since little from the prior learning is acknowledged, these revelation upgrade issues are seen as hard to clarify. Also, since the objective limits are habitually non-straight and multi-measured, this sort of change are furthermore called overall improvement as opposed to neighborhood streamlining which has only a solitary exceptional in $f(x)$ and is extensively less requesting to get it. An expansive bit of disclosure streamlining issues are NP-hard and must be clarified for close perfect game plans with heuristic interest estimations. In this class of systems, a collection of investigation methodology supplant the unequivocal lower-organize exhibiting said in the before section. In regions of interest, an area exploitation methodology is used to find the adjacent extreme.

Various heuristic transformative interest figuring's have been proposed and malicious soul started to be especially powerful for all intents and purposes, for instance, multi-start incline climbing, hereditary formative computations and imitated fortifying. Regardless, there has been no anticipated explore their execution. In reality, the No Free Lunch Theorem has speculatively displayed that paying little mind to what execution metric is used, no single improvement estimation can dependably perform ideal in all issue classes over the others. The typical execution of any estimation is the same over all classes of issues; however there might exist computations that perform outstandingly well for innumerable. In a manner of speaking, there exists no expansive by and large helpful change estimation. For one specific class of issues, its common properties must be carefully investigated to perform capable change.[1]

Authentic Review

Meta-Simulation: Large-Scale Experiment Design, Heuristic Optimization and Empirical Protocol Modeling

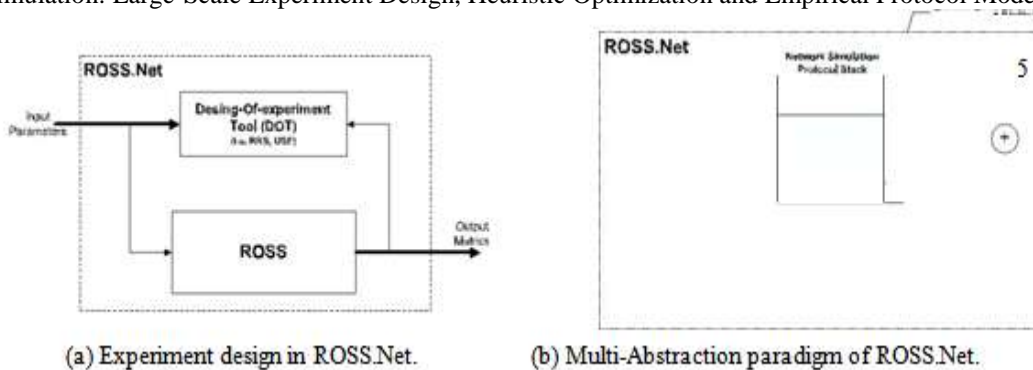


Figure 1: ROSS.Net Modeling and Simulation Concepts

RRS: Random Recursive Search

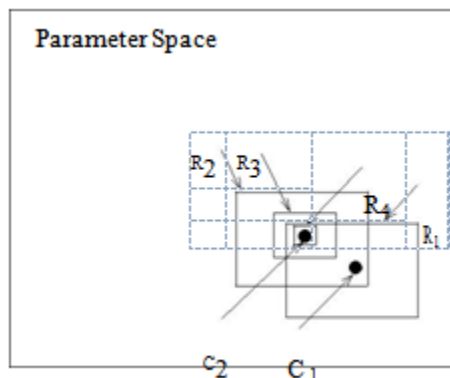


Figure 1: RRS' shrink-and-realign process on a 2D parameter space

We have co-arranged another heuristic interest computation, Recursive Random Search (RRS), for broad scale mastermind and we have co-arranged another heuristic interest figuring, Recursive Random Search (RRS), for far reaching scale organize parameter improvement, relies upon the hidden high-adequacy feature of unpredictable reviewing (i.e., the results of self-assertive inspecting upgrades rapidly in the midst of early

examples). RRS keeps up this hidden high-efficiency incorporate by continually restarting unpredictable looking at with adjusted (i.e., re-scaled) example spaces. In the investigate" organize, RRS takes N tests (N depends on an assurance level, eg: 95%) and after that dynamically restarts and rescales the interest in the area of the best found result (abuse" arrange) to zoom into find an area perfect. As showed up in Figure 1, the best adjacent perfect is then used with future randomized investigate" tests to pick where to re-scale (i.e., enterprise) and look for new neighborhood optima. The RRS estimation beat standard request techniques in various benchmarks and has been successfully associated in different framework organization conditions using on-line entertainment (eg: OSPF, BGP, RED as itemized).[2] For instance, RRS is attempted on Schwefel work (which is showed up in Figure 3-an), and outmaneuvered strategies like Multi-start Pattern Search and Controlled Random Search as showed up in Figure 3-b. The figures exhibit the typical change (more than a couple of continues running, with tight sureness between times) in the best adjacent optima (i.e., slightest metric regard) found as a part of the consolidated number of investigations exhausted.

Other than the high efficiency in broad dimensional parameter spaces, the RRS figuring is effective to the effect of sporadic bustle in the objective work in perspective of its introduce in discretionary testing and it can thusly preclude irrelevant parameters from the change strategy. These parts are basic for the effective upgrade of framework tradition setup.

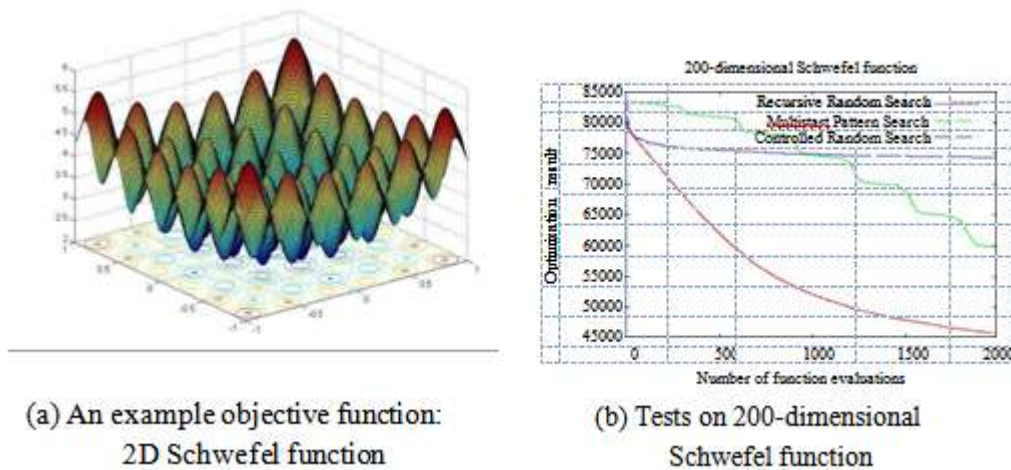
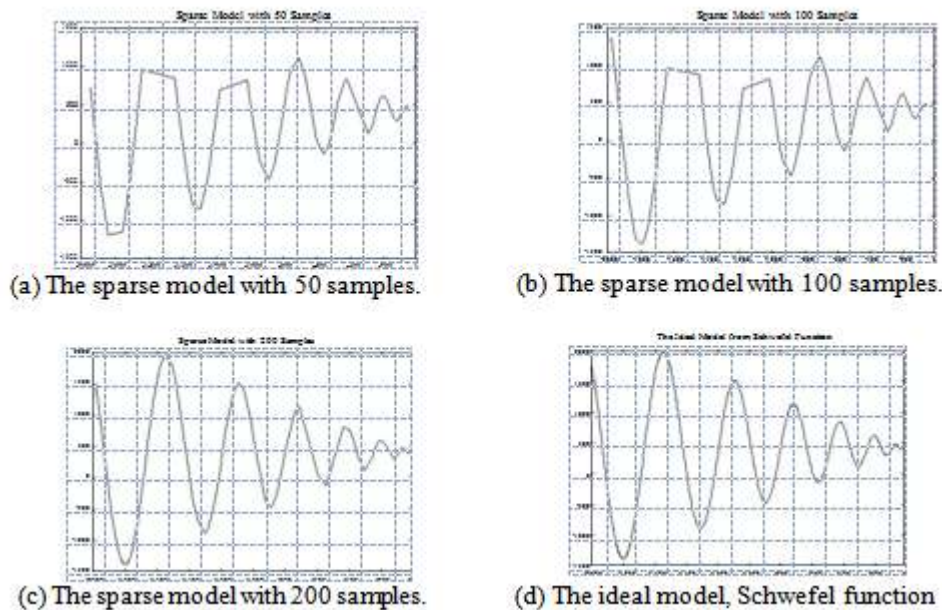


Figure 2: Recursive Random Search (RRS) tests on Schwefel function

ROSS.Net Network Modeling & Simulation Platform

Right now, the structures association take a gander at group has created distinctive appearing and preoccupation get some information about activities. Current stages solidify SSFNet, DaSSF, JavaSIM, Ns and GloMoSim. There are moreover between operability stages, for example, PDNS/Backplane and Genesis which com-bines these present stages with a definitive goal of model reuse" and furthermore to en-capable flexibility through scattered execution. Subsequently, the \staged" increase approach (SNS), endeavors to reuse calculation in the space of remote net-works. In wired systems, lining bits of learning are the win figuring and not radio impedance estimations. Thusly, in light of the way that a line can change in eccentric ways, we don't trust this structure will be by and large appropriate around there. So then what else is deficient in these stages? Our response to that request recommends that the present best in class in ceaseless, parallel or appropriated stages neglects to address flexibility in the running with estimations.

Figure 3: An illustration (not done by RRS) of sparse model development for a Schwefel objective function: The sparse model improves as the number samples from the search space in-creases. In particular, the regions of interest improves first. In the 100-samples case, the most important region around - 1800 improves while the less important regions (like the peaks around -1500 and -1150) show no improvement



1. Memory Efficient Parallel Models: It was report by Nicol in, that Ns devours 93 KB for each TCP association, SSFNet (Java adaptation) expends 53 KB, JavaSim devours 22 KB for every association and SSFNet (C++ form) expends 18 KB for a dumbbell display which contains just two switches. Switch states in models, for example, OSPF and BGP are altogether bigger than for a solitary TCP association. Accordingly, to help million hub topologies, super-PC estimate delivers spaces are required to execute expansive scale inside these stages. [3]
2. Scalable Performance Under Realistic Topologies: While sensible Internet topologies are being utilized, to date it has not been demonstrated that current stages can scale when genuine situations are utilized. For instance, steering steadiness contemplates require the model to powerfully alter the expansive scale .Network topology (i.e., more prominent than 1 million hubs) as a result of connection disappointments, dissent of administration assaults or switch reboots. Current successive plat-shapes, for example, Ns and JavaSim, can't execute models substantially bigger than couple of thousand hubs. The current ways to deal with parallel execution, for example, SSFNet, and DaSSF are fixing to the basic static topology structure. The explanation behind this is on the grounds that these calculations misuse the dormancy of connections as a component of the synchronization calculation. The base dormancy characterizes the degree to which show parallelism can be abused. In this manner, as connections go down these parallel methodologies should either square and be corrected to reject those fizzled interfaces keeping in mind the end goal to acquire ideal synchronization overheads or execute expecting those connections are accessible yet to the detriment of pointless synchronization overheads. In either case, it is indistinct how these methodologies will scale under powerful changes in topology.
3. Flexible Subscription of Model Components: Current displaying plat-frames trade a static model chain of command which fits in with the exact detail of use or potentially conventions including all sub-layers. For instance, inside Ns, a TCP model will comprise of a host reflection, session deliberation (both recipient and sender sides) and additionally an IP layer. While these layers are fundamental for imitations, an extensive scale recreation does not require these deliberations and layers to deliver a factually legitimate outcome. Thus, the static chain of command brings about models that are altogether more substantial weight and on a very basic level less versatile.

Later methodologies incorporate mixture liquid stream models which permit a far more prominent measure of foundation TCP movement. Be that as it may, these models experience the ill effects of an unbounded blunder rate and can't be dependably utilized when performing inquiry improvements. Regularly inquiry improvements require almost no blunder keeping in mind the end goal to produce non-arbitrary outcomes, i.e., the discovery" enhancement must be deterministic.

Current Research in Network Modeling & Simulation

We are driving a push to comprehend the execution furthest reaches of a propelled parallel and circulated discrete-occasion reproduction framework. This examination is directed with regards to extensive scale organize models. In these models, the system components (i.e., hosts and switches/switches) are isolated into a gathering of intelligent procedures (LPs). These LPs impart by trading timestamp occasions messages.[4] Such a message is utilized to indicate the entry of a parcel at a switch or switch component.

The vital issue when executing such a model in parallel is guarantee that all occasions are prepared in timestamp arranges. To manage this synchronization issue there are to a great extent two classes of methodologies: moderate and hopeful. With regards to organize models, moderate methodologies either hindrance synchronize LPs at all around characterized focuses in reproduced time, abuse the "slack time" between LPs or some blend of two. The synchronization recurrence (either obstruction or slack time" based) is inferred utilizing the base system spread deferral from an approaching connect to a host/switch hub. In this manner, as past noticed, every single preservationist system must use exact topology structure keeping in mind the end goal to accomplish great execution. Should that structure change, at that point superfluous overheads can come about.[5]

In our ebb and flow inquire about, we adopt a drastically extraordinary strategy which depends on the theoretical or hopeful handling of occasions. Here, processors execute LP occasions locally in timestamp arrange. Nonetheless, should an occasion from another LP/processor land in the goal LP's past, the LP will rollback and fix" any progressions made to its state. Generally, the fix operation has been upheld by state-sparing. Here, a LP will make either an entire or incomplete duplicate of state factors as every occasion is handled and reestablish the right form of state in mimicked time by moving back.

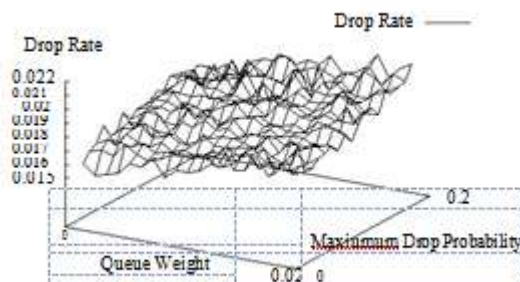
The key favorable position of an idealistic approach is that it works in-ward of the fundamental system topology. In this way, it keeps on misusing all the accessible parallelism notwithstanding amid dynamic changes in topology. In any case, already the proviso has been that state-sparing overheads command the calculation costs bringing about almost no expansion in execution when contrasted with consecutive model execution. To address this issue, we are using another approach called turn around calculation for understanding the fix operation. Under turn around calculation, the move back system in the idealistic test system is acknowledged not by exemplary state-sparing, but rather by truly permitting to the best conceivable degree occasions to execute in reverse. In this way, as models are created for parallel execution, both the forward and turn around execution code must be composed.

Network Protocol Feature Interactions

Investigation of co-operations amongst between and intra-area directing conventions has been an appealing examination point. In, through examination of information from AT&T's BGP and OSPF activity estimations, creators demonstrated that greater part of BGP refreshes are a result of Hot Potato basic leadership practices of ISPs. The real test they confronted in their investigation was to appropriately group Hot Potato BGP refreshes from alternate updates and in addition to precisely coordinate inner OSPF connect changes as activating occasions to outer BGP refreshes. Through a period based coordinating calculation, they checked BGP refreshes owing to Hot Potato impacts in the ISP's OSPF organize. The principle contrast in our work is that we needn't bother with any coordinating or estimation method to decide OSPF-caused BGP updates or the other way around. Since our substantial scale reenactment condition is completely controlled, we can without much of a stretch follow the reasons for refreshes.

In, as a follow-up to their past work, creators displayed affectability of BGP (and the system all in all) to IGP-caused Hot Potato changes. When constructing an investigative model for breaking down impacts of intra-space Hot Potato directing changes on between area steering, the creators got enlivened by multidimensional information examination of database frameworks. All the more particularly, they demonstrated BGP's affectability to IGP changes by considering all conceivable IGP changes on an information solid shape with three measurements: (i) IP prefixes, (ii) organize changes a specific kind of progress, for example, connect disappointment or connection weight change, and (iii) areas - the switch where the change happened. A component of the shape is set if the relating departure point for the IP prefix changes because of

the related system change at the related switch. Like our work, this kind of information investigation is to be sure another method for communicating every conceivable parameter that we use in the analysis outline system.



RED's empirical objective function.

Figure 4: Adaptive tuning of RED parameters with experiment design

Meta-Simulation: Large-Scale Experiment Design and Examination In this part we exhibit ROSS.Net.[6] We coordinate a relevant investigation of the OSPFv2 sort out tradition and look at collaboration's among OSPFv2 and the BGP4 net-work traditions. Our case composes focused on AT&T's North American framework, which we considered as a singular OSPF domain containing more than 11,000 switches. We figure a full factorial layout of examinations that depicts a great deal of the model space. We differentiate this and the model delivered by the Random Recursive Search (RRS) count. The results of our examination complement RRS's ability to deliver incredible results speedy by diminishing the amount of trials accumulated from more than 16,000 to 750 with a distinction of only 7% in the response plane close-by minima. We portray how, by using ROSS.Net, we could figure an essential route examination of the OSPF orchestrate which prompts a 100-wrinkle change in the testing rate.[7]

In our examination of BGP and OSPF associations the case framework is stretched out to 5 minimal self-administering systems with OSPF as the intra-space tradition, and BGP as the between range tradition. We imply joint efforts between the two as a correspondence of the effects between the two spaces. For example, if an association tumbles inside an AS, does this realize a move in the achieve capacity information among ASes, and the a different way?

Experiment Design and Analysis

Execution examination methods are integral to the technique of tradition de-sign and framework operations. The irregular state motivation of these systems is essential: to build moving degrees of subjective and quantitative cognizance of the lead of a structure under-test. Different specific lower-level goals include: endorsement of tradition design and execution for a broad assortment of parameter qualities (parameter affectability), appreciation of tradition steadfastness and movement, and mulling over feature relationship between traditions.[8] Widely, we may pack the objective as a trip for general invariant associations between framework parameters and tradition movement.

Proficient framework of-examinations is an inside and out thought about locale of bits of knowledge and execution examination offering course in this viewpoint. An audit of imperative papers in the frameworks organization field suggests that such deliberate techniques (e.g.: factorial blueprints, broad scale look for) have not been used as a piece of the tradition design process or framework operations get ready beside possibly by estimation aces. This exceptionally named approach to manage dealing with generation or demonstrating ground tests has worked when we blueprint and take a gander at couple of parts, sort out circumstances and parameter settings. In any case, this procedure is likely going to be untenable as we diagram more a la mode traditions that will rapidly be passed on a generous scale, or need to deal with a combinatorial impact of feature associations in colossal operational between frameworks. The prerequisite for flexible reenactment and meta-multiplication contraptions is sure in Floyd's declaration:

"We can't impersonate frameworks of that size (overall Internet). Besides, paying little respect to the likelihood that we could scale, we would not have the most ideal instruments to disentangle the results satisfactorily".

Past straightforward scaling of amusement arranges, our next need is meta-reenactment limits, i.e., huge scale examine design. Quantifiable examination arrangement considers the structure under-test as a black-box that progressions input parameters to yield estimations. The goal of examination setup is to maximally depict the black-box with the base number of tests. Another goal is healthy depiction, i.e., one that is unimportantly affected by outside wellsprings of changeability and wild parameters, and can be shown at a level of assurance. Beyond depiction, the theory intends to streamline the system, i.e., empowers one to find the best possible data parameter vector that motivates the best yield response. The crucial begin of examination arrangement is that each test (e.g.: a generation run) has a non-insignificant cost.

While backslide models for minimal dimensional parameter spaces can be created using direct factorial methodologies, these strategies don't increment to tremendous scale conditions. Ordinarily as the traverse of a model is extended in either space or number of parameters, the modeler frequently pulls back to a sub-goal of depiction, and rather focuses on progression alone (a.k.a. revelation change). Subsequently, we supplant natty coarse backslide like depiction with heuristic request techniques. In this class of techniques, a variety of examination methodology is used to find regions of premium. For example, incline climbing is used to find the close-by extraordinary. Various heuristic chase estimations have been proposed, for instance, multi-start incline climbing, innate computations and reenacted hardening.

While these procedures slant toward the overall optima in the purpose of control, they don't have the property of finding extraordinary results quickly, i.e., they require early-arrange profitability. We have utilized a beneficial chase computation (called Recursive Random Search) for capable broad dimensional heuristic parameter headway. This approach as yet has yield to a great degree positive results in finding incredible overall minima with few diversion runs.

Here we apply this meta-generation methodology to take a gander at OSPFv2 union conditions in the midst of framework interface dissatisfactions. This survey consolidates OSPF upgrades for sub-second joining, balanced. Here, joining is denned to be time at which all switches in the framework have a synchronized controlling table or put another way, an anticipated viewpoint of the coordinating tables is shared by all switches. We research the cases, i.e., broad scale attempt design and revelation streamlining (i.e., immense dimensional parameter state space look for) using sensible topologies with information exchange limit and concede estimations to inspect converging of framework course routes in the Open Shortest Path First (OSPFv2) tradition.

By using Recursive Random Search (RRS) approach to manage plan of investigations, we and: (i) that the amount of reenactment trials that must be run is diminished by a demand of size when diverged from full-factorial diagram approach, (ii) it allowed the finish of inconsequential parameters, and (iii) it engaged the snappy appreciation of key parameter associations. From this arrangement of trial approach, we could process away considerable bits of the OSPF demonstrate that result in a 100 cover change in entertainment execution time.

The inspiration driving the significant scale attempt layout area of our investigation is to intentionally detail and create different amusement tries in the mission of the general invariant associations among parameters and tradition execution reaction. To this end, we are being the discourse with an outline of full-factorial plan of analyses.

Overview of Full-Factorial Design of Experiments

Layout of Experiments or "examination arrangement" is an eminent branch of execution examination, especially, a sub branch of estimations. It has been used extensively in zones, for instance, cultivating, current process layout and quality control, and has been familiar with the zone of practical PC and framework systems design by Jain. Quantifiable trial setup sees the system under-test as a black-box that progressions input parameters to yield estimations. The target of examination arrangement is to maximally depict (i.e., get most extraordinary information about) the black-box with the base number of investigations.

Another goal is effective depiction, i.e., one that is unimportantly affected by outside wellsprings of irregularity and wild parameters, and can be resolved at a level of assurance. The essential start of investigation arrangement is that every examination has a non-irrelevant cost. Clear blueprints like "best-figure" or "one-consider on the double" de-signs are less bolstered in complex conditions since they don't give information about the joint efforts between parameters. Plans like full-factorial and fragmentary factorial (in like manner called orthogonal blueprints), fittingly subjected to replication, randomization and blocking are favored. The run of the mill extreme target of arranging backslide models is to watch the effects of both individual parameters and parameter affiliations. Strategies like blocking and examination of covariance are used to unequivocally manage quantifiable, yet wild (a.k.a. "inconvenience") components. Changes on data (e.g., Box-Cox control law gathering of changes) can successfully help in conveying a gathering of non-coordinate backslide models and

offsetting the distinction of the response.

The accompanying step past depiction (i.e., making input-yield backslide models) is headway, i.e., to choose the region in the fundamental parts that prompts most perfect response. The yield (i.e., response) when all is said in done will have a dark surface topology, generally called "response surface" 1. The approach An outline response surface is showed

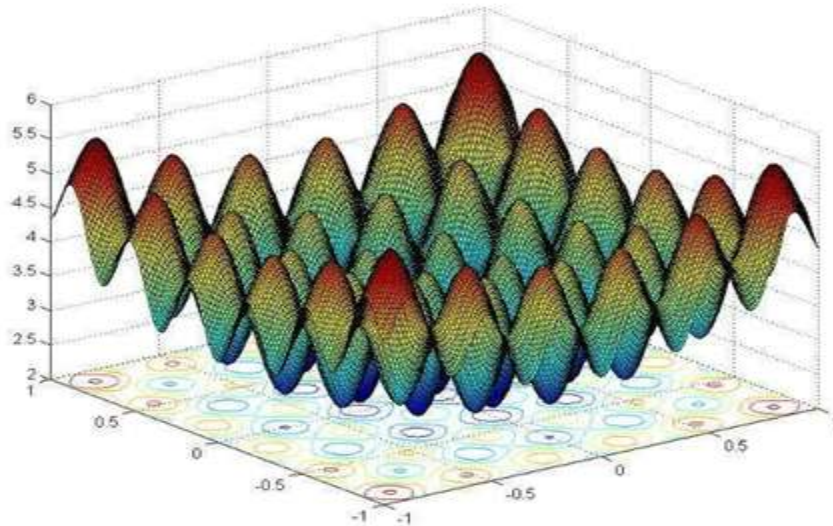


Figure 5: The benchmark Schwefel function as the response surface for a parameter space

Usually used incorporates quickly exploring the surface progressively (by using lower-mastermind models worked with fractional factorial examinations) to accomplish charming reaches where more point by point (higher-orchestrate) depiction is done.

One of the immense impediments of the full-factorial approach is the exponential in the amount of tests that must be continue running as a part of the amount of data centers per parameter. To incredibly diminish the number, look computations must be used, for instance, RRS.

ROSS.Net

Showed up in Figure 7, ROSS.Net hopes to join four vital scopes of net-working investigation: reenactment, tradition arrangement, sort out showing and estimation and examination design. For multiplication, at the core of ROSS.Net is Rensselaer's Optimistic Simulation System (ROSS). ROSS is a discrete event, parallel execution diversion engine that is to an extraordinary degree measured and versatile. Running over ROSS is the ROSS.Net amusement show. The ROSS.Net reenactment show strengths laying

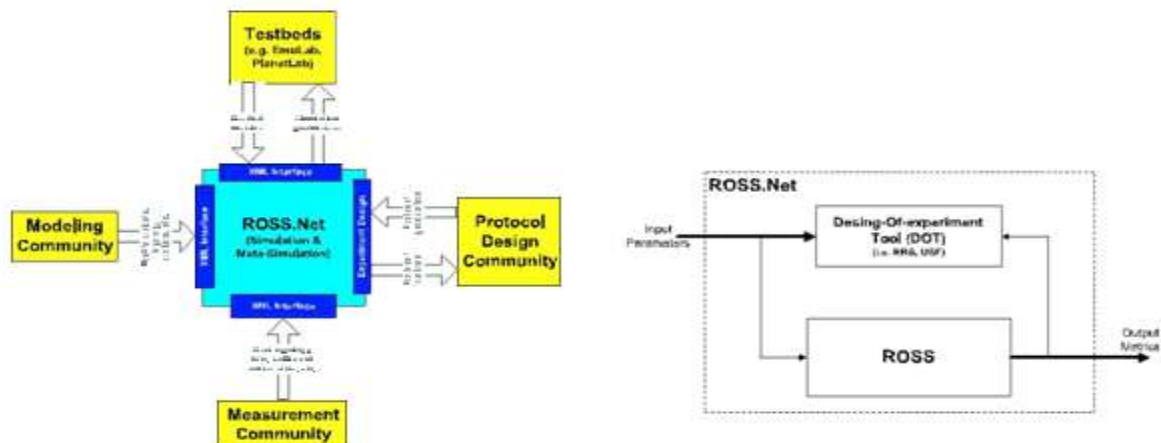


Figure 6 : ROSS.Net and other major experimentation areas. ROSS stands for Rensselaer's Optimistic Simulation System

Prerequisites on the tradition models, plays out the multiplexing operation on streams, and gives an API interface to between layer exchanges. ROSS.Net wires a gathering of tradition libraries (e.g.: OSPFv2, TCP, UDP, Multicast, et cetera). It considers tradition makers to make and take a gander at new and Incremental designs inside a present structure of framework traditions. We have viably Reenacted an enormous number of OSPFv2 switches, a colossal number of multicast authorities, and over a million TCP. ROSS.Net unravels errands, for instance, development showing and bona fide topological depiction utilizing XML interfaces. Two of the huge data parameters to examinations are the topology delineation and the action circumstance. These inputs depict additional parameters which control the working method for traditions, affiliations, streams, and diverse framework parts. Our XML mapping is an application self-ruling means for depicting these wellsprings of information and is reusable over different meta-reenactment structures. [10]

The arrangement of tests gadget (DOT) is another fragment which mulls over operators to demonstrate the kind of examination design to deliver. This develops the past work of the Unified Search Framework (USF). USF was proposed to manage broad scale disclosure improvements. USF gives a general stage on which uniquely fitted streamlining estimations can be viably fabricated. USF contains unmistakable looking at procedures as basic building pieces, and makes the chase count disregarding the way that the organization of these systems. USF and ROSS.Net together empower us to abuse the interest computations and immense scale masterminds diversions and from them makes a streamlined diagram of examinations gadget, the DOT. The DOT plans and executes the ROSS.Net focus with the predefined XML input parameter descriptors, test framework engine execution parameters, and tradition subordinate parameters and executes the picked look for algorithm(s, for instance, sporadic recursive interest, multi-start, or complete subjective examining.

The OSPFv2 Design of Experiments

The target of our arrangement of examinations was to understand the factors choosing the measure of divider clock time required for an arrangement of changes to perceive and multiply an association state disillusionment. Our test is a reenactment of an arrangement of Inter-net switches all working the OSPFv2 tradition as portrayed. For a case switch sort out, we picked the AT&T organize, as delineated by Rocket fuel data. This framework depiction was controlled by using diverse framework inspecting systems (i.e, traceroute). The AT&T framework is trying an aftereffect of its size and unusualness.

OSPFv2 is an association state directing tradition planned to be run inside to a singular Autonomous System. Each OSPFv2 switch keeps up an indistinct database de-scribing the internal framework's topology (i.e., an Autonomous System (AS)). From this database, a guiding table is learned by building a most concise way tree. OSPFv2 recalculates courses quickly in spite of topological changes, utilizing at any rate guiding tradition development. OSPFv2 is assigned an Interior Gateway Protocol (IGP).[12] This suggests it appropriates coordinating information between switches having a place with a single Autonomous System. An instance of an Autonomous System is the AT&T mastermind, which is AS number 7018. Coordinating between ASes is managed by an external tradition, for instance, Border Gateway Protocol (BGP).[11]

The OSPFv2 tradition relies upon association state or most constrained way first (SPF) innovation. In an association state guiding tradition, each switch keeps up a database depicting the Autonomous System's topology. This database is suggested as the association state database. Each sharing switch has an unclear database. Each individual piece of this database is a particular switch's adjacent state (e.g., the switch's usable interfaces and reachable neighbors). The switch scatters its close-by express all through the Autonomous System by methods for flooding. All switches run absolutely the same, in parallel. From the association state database, each switch assembles a tree of most short routes with itself as the root. This most short way tree gives the course to every goal in the Autonomous System. OSPFv2 switches use the HELLO tradition for setting up and keeping up correspondences with bordering switches. Contiguous are set up between two switches when a HELLO tradition package is gotten by one of the two switches related by an association. Hello there bundles are then sent at standard intervals between adjacent switches. Subsequent to tolerating a HELLO divide a neighbouring switch, a torpidity clock is set for that switch. These perspectives are exhibited in ROSS.Net. Regardless, extraordinary zones inside a single OSPF territory are not at exhibit showed. In the tests presented here, we outline OSPF to be a single broad region. This was done in light of the fact that there is an energy for making sense of where OSPF stops to execute in a powerful way. This was a sub-goal of our experimentation. AT&T Network Topology For our framework topology we picked the AT&T orchestrate. Figure 3 shows the inside AT&T sort out topology which contains 11,964 switch center points and 7,491 associations. Web topologies like the AT&T framework are intriguing from a showing arranged because of their small condition and power-law structure. This structure considers a more unmistakable extent of joining times stood out from totally related frameworks. The OSPFv2 invigorate bundles require various skips with a particular ultimate objective to accomplish the outer edges of the framework. In playing out a broadness rst-quest for the AT&T

topology, there are eight unmistakable levels. Different switches were not particularly reachable and thusly were assessed.

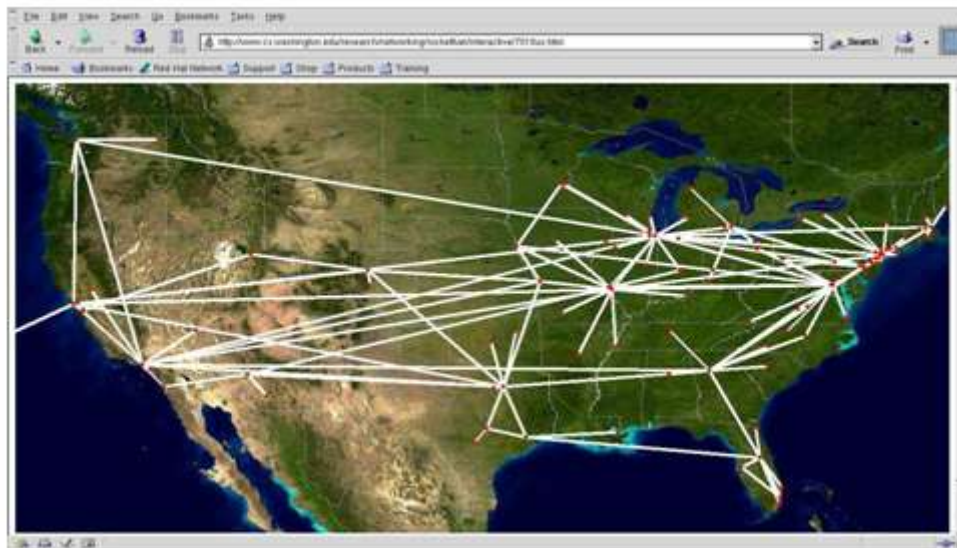


Figure 7: AT&T Network Topology (AS 7118) from the Rocketfuel data bank for the continental US. In our initial work, we have simulated TCP and OSPF protocols over this large-scale topology

Those switches are likely related by travel courses. Through and through there are 3,371 spine switches and at the dynamic levels there are 8,593 switches. The 4 ms concede that was chosen for the spine focus switches was as per the concedes that Rocket fuel had related with the Telstra topology spine. An ask for of degree higher deferral was decided for all lower level switches. The transmission limit and delay for the AT&T topology is according to the accompanying:

Levels 0 and 1 switches: 155 Mb/sec and 4 ms delay
 Levels 2 and 3 switches: 45 Mb/sec and 4 ms delay
 Levels 4 and 5 switches: 1.5 Mb/sec and 10 ms delay
 Levels 6 and 7 switches: 0.5 Mb/sec and 10 ms delay

Our tests focused on the meeting time metric. We described merging to be the time at which all switches on the framework have gotten an invigorate identifying with an association status change, and have recomputed their sending tables. To unmistakably state combining between times, in our reenactments we have only a singular association state dissatisfaction per proliferation and most of the OSPFv2 switches were started in a united state. We characterized the information plane to this analysis configuration to be made out of the HELLO interim, HELLO dormancy interim, SPF calculation interim, ACK interim and most extreme transmission unit. The reaction plane is the merging time from the connection state disappointment.

The goal for our arrangement of examinations was to modify a bit of the joining upgrades in for the IS-IS tradition to the OSPFv2 RFC tradition. Is an association state tradition for Cisco switches. Recommendations for cutting down consolidating conditions were: to line HELLO packages before data bundles, use a forefront most restricted way first (SPF) estimation, and to give a higher need to association state distribute inducing over SPF figuring. We figured out how to alter the upgrades. [14]

We didn't show the data plane in our OSPFv2 switches so HELLO packs would reliably be at the front of the line. It is up 'til now workable for other control plane packs to line before the HELLO packages. To energize a higher requirement for association state multiplication over SPF estimation, we oust the LSP inducing clock from the OSPFv2 tradition. By and by, LSP multiplication will constantly happen rapidly, and the SPF computations will reliably happen later. Additionally, show day SPF estimations would simply incorporate a little measure of time to general union break. We showed this by including the measure of time communicated by [13] for a topology of our size.

Recursive Random Search Results

As of now discussed, Recursive Random Search (RRS) is a heuristic output estimation for revelation streamlining issues. This count is especially de-set apart to propel dynamic framework tradition parameterizations with a complement on getting "incredible" courses of action inside a limited time assignment.

RRS does not attempt to find a full progression of the parameter space. The RRS count keeps up the high profitability property of discretionary testing by consistently restarting unpredictable looking at yet with adjusted parameter spaces.

Since it confers this property to sporadic testing, it is furthermore exceedingly capable to the effect of self-assertive disturbances in the objective work. It in like manner performs capably when dealing with an objective limit that contains insignificant parameters.

Input Parameter	Minimum Value	Maximum Value
Hello Interval (seconds)	0.5	10.0
Hello Inactivity Interval (seconds)	1.5	8.0
ACK Timer Interval (seconds)	0.5	10.0
Maximum Transmission Unit (bytes)	500	1500
SPF Computation Interval (seconds)	0.5	10.0

Table 1: Random Recursive Search Input Plane

Residuals				
Min	1Q	Median	3Q	Max
-15.7286	-1.0311	0.1805	1.4811	11.5511

Coefficients				
	Estimate	Std. Error	t value	Pr(> t)
(Intercept)	-19.838684	1.547959	-12.816	< 2e-16
HELLO Packet Interval	4.426648	0.121561	36.415	< 2e-16
HELLO Inactivity Interval	4.507337	0.169302	26.623	< 2e-16
ACK Interval	0.089194	0.113251	0.788	0.432
MTU	-0.001568	0.001146	-1.368	0.173
SPF Computation Interval	0.717926	0.121500	5.909	1.16e-08

Residual standard error: 4.17 on 243 degrees of freedom
Multiple R-Squared: 0.912, Adjusted R-squared: 0.9102
F-statistic: 503.5 on 5 and 243 DF, p-value: < 2.2e-16

Table 2: RRS Linear Regression Model Output generated by R

or the recursive unpredictable chase count we picked a broad assortment of data parameters, as showed up in Table 1. We empowered RRS to check for 250 examination runs, deciding a pinned for sureness level of 99%. RRS made a blending minimum after only 7 executions of 4.07 seconds. We plotted a straight backslide model to our data using a gadget called R, and made the coefficients showed up in Table 2. Resulting to separating the distinction on the wellsprings of data, we found the parameters that had the best impact on the model to be the HELLO allocate, HELLO inertness clock, and the SPF figuring interval.

In the wake of considering the recreation demonstrate, we understood that the HELLO surveying between time is set to be the HELLO distribute expanded by the HELLO torpidity interval. These two parameters are influence union since they choose a chance to perceive an association state dissatisfaction. The other part of meeting time is a perfect chance to multiply the association state powerlessness to whatever is left of the switches in the framework. The invigorate causing time is portrayed by flooding bundles all through the framework. The switch which recognizes the failure instructs each and every piece of its leftover neighbors, who advise their neighbors, and so on, until the point that definitely all switches in the framework have gotten the invigorate.[15] The spread delay on the updates is restricted by the measure of time it takes for the revive to navigate the separation crosswise over of the framework. Survey furthermore from our importance of union that each switch must have in like manner recomputed their sending tables. So the combining time is strengthened by either to what degree it takes for the last change to revive it's table, or by the longest SPF count interval.

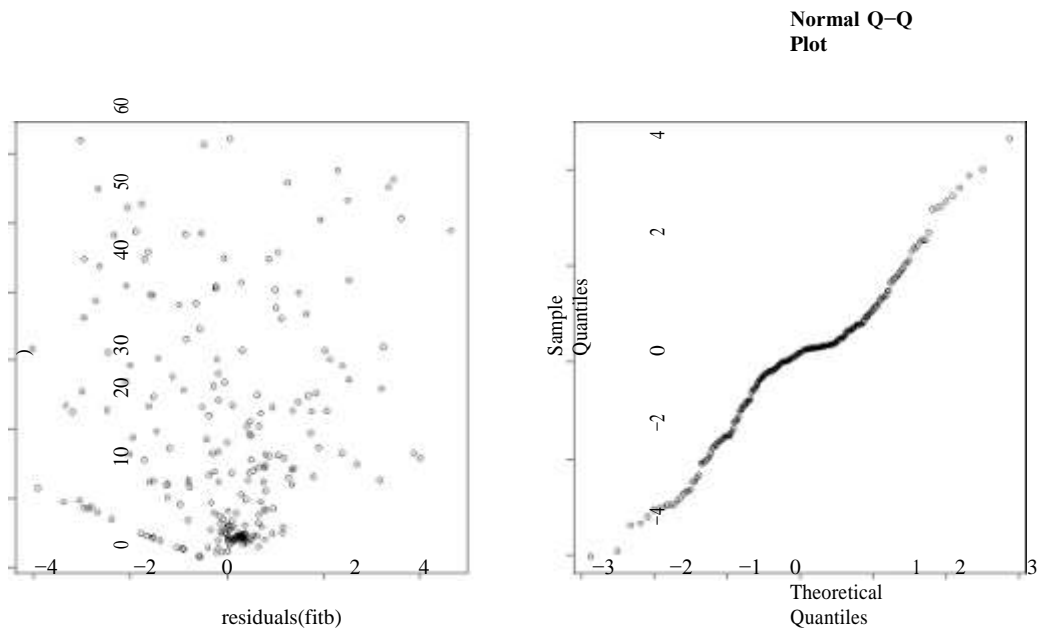


Figure 8: RRS Linear Regression Model Scatter and Q-Q Plots

Table 1: Re-parameterized Random Recursive Search Input Plane

Input Parameter	Minimum Value	Maximum Value
HELLO Packet Interval (seconds)	0.5	10.0
HELLO Inactivity Timer (seconds)	1.5	8.0

Table 1: Re-parameterized Random Recursive Search Input Plane

Residuals				
Min	1Q	Median	3Q	Max
-18.6508	-0.6173	0.23916	0.5768	5.3645

Coefficients				
	Estimate	Std. Error	t value	Pr(> t)
(Intercept)	-0.31820	0.54756	-0.581	0.5617
HELLO packet Interval	-0.19646	0.11229	-1.750	0.0814
HELLO Inactivity Interval	0.13986	0.13361	1.047	0.2962
SPF Computation Interval	1.0743	0.2125	5.055	5.27e-06
HELLO interval & inactivity	0.92009	0.02436	37.773	< 2e-16

Residual standard error: 1.915 on 245 degrees of freedom
Multiple R-Squared: 0.9853, Adjusted R-squared: 0.9851
F-statistic: 5466 on 3 and 245 DF, p-value: < 2.2e-16

Table 2: Re-parameterized Linear Regression Model Output generated by R

Re-parameterized Recursive Random Search
"rrs2.dat"

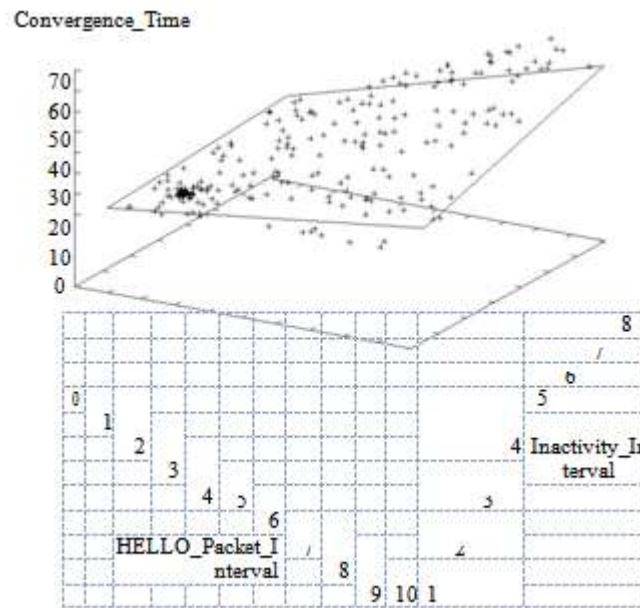


Figure 9: Re-parameterized Random Recursive Search. The response plane with a local optimum toward the smaller input parameters

Input Parameter	Minimum Value	Maximum Value
HELLO Packet Interval (seconds)	0.03	1.0
HELLO Inactivity Interval (seconds)	1.5	2.0

Table 3: Re-scaled Random Recursive Search Input Plane

In this arrangement of tests, a sub-second range for the union interim is watched. Figure 9 demonstrates that the HELLO bundle interim and the HELLO idleness interim frame a plane with one corner tilting descending toward the littler esteems. This low corner is tied down by the best union outcome given by RRS. We report a bunching impact happening on the chart, which is credited to the RRS calculation focusing upon a given information. It gives the idea that RRS was fruitful in separating the HELLO bundle interim and the HELLO dormancy interim at the low end of their extents.

The underlying objective of our outline was to decide whether we could adjust some of Jacobsen's thoughts to the OSPFv2 convention and accomplish joining times on the request of extent in the several milliseconds. Having disconnected the successful parameters of the reproduction display, we being to see focuses in the sub-second range. So we re-scaled the examination into the scope of the information esteems that produced those outcomes. We saw that the HELLO bundle interim was in the range recommended by Jacobsen. We diminished the range for the information parameters as appeared in Table 8 and Figure 9 demonstrates the aftereffects of this test. The greater part of the joining esteems are beneath a moment, and the best esteems are in scope of many milliseconds.

Re-scaled Recursive Random Search
"rrs3.dat"

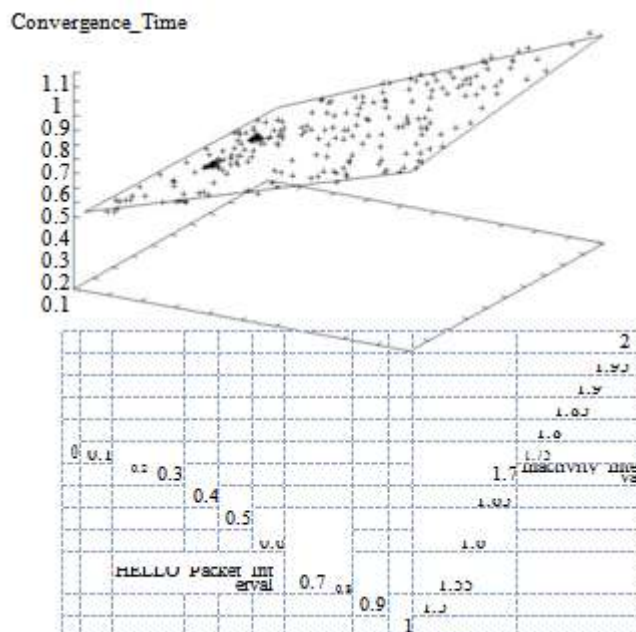


Figure 10: Re-scaled Random Recursive Search. The response plane is tilted at a greater angle as we re-scale the input parameters by a factor of 10

OSPF Model Critical Path Analysis

Berry and Jefferson built up a system called Critical Path Analysis to decide the ideal parallel recreation execution time. Furnished with the outcomes from RRS, we apply this strategy here to inspect what the basic way for OSPF merging inside the setting of our model.

In the wake of looking at the outcomes from our outlines, we watched that the two fundamental parts of merging are discovery and proliferation. Recognition is just the measure of time that slips by between a connection state change and the time at which the idleness clock fires. The second segment, proliferation is dictated by the longest way the connection state refresh goes through the system. The longest way is not promptly dictated by the quantity of jumps between the beginning switch and the last switch to get the refresh. It is feasible for a refresh to take many bounces over rapid connections and still not be on the longest way. Alternately, it is conceivable to take just few jumps over low speed connects and be on the longest way. Understanding that these two components have the most astounding effect on merging time, we watched that to precisely display joining in any system, just the arrangement of hubs which incorporate the longest way through the system require reproduction. This perception has been utilized on other OSPF improvement.

Utilizing ROSS.Net, we recreated the AT&T organize which contained just about 12,000 switches. The model was instrumented with the goal that every switch would monitor which switches they got connect state refreshes from. Once the refresh achieved the last switch in the system, we at that point back followed this way to locate the longest way in the system.

Keeping in mind the end goal to approve the demonstrating streamlining, we figured a full factorial outline of the VSNL, India topology. This topology contained just 291 switches, which enabled us to contrast the streamlining with the full model reproduction comes about. Table 5 demonstrates the consequences of ten of those tests runs. The enhancement comes about created the very same yield for the streamlining as we would have gotten had we displayed the whole topology.

Recreations on the full AT&T arrange required somewhere in the range of one half hour to introduce to a few hours relying upon whether the steering tables require o be figured. Notwithstanding the time required to introduce the recreation, execution time went up against normal one moment of divider clock time to mimic one moment of mimicked time. As such, to reproduce a hour of OSPFv2 movement in ROSS.Net required right around one hour of continuous.

In the wake of deciding this enhancement, we figured the longest ways through the AT&T organize for each of the updates produced from a solitary connection disappointment. These ways we 11 and 12 jumps in length separately, and the ways just changed at a solitary hub. This implies keeping in mind the end goal to

reproduce the whole AT&T arrange for joining times just required really recreating 13 add up to switches. Clearly, this decreased the time required to run the recreation to the request of seconds. At this stage, ROSS.Net just takes a moment or so to introduce, and on a normal keep running around 0.0006 seconds to execute. The reproduction comes about introduced required just around 12,000 occasions to create the union circumstances in a recreation of 100 seconds.

Utilizing this improved model, we are currently ready to contrast the full-factorial examination approach with RRS.

Analysis and Comparison of RRS to Full Factorial

In the past segment we demonstrated how meta-reproduction can lessen the measure of time to gain important outcomes from our models by utilizing calculations, for example, Recursive Random Search. Utilizing RRS, we could produce the majority of our outcomes in just 750 investigations, or recreation executions. Be that as it may, RRS had not tested a huge region of the state space, so how certain would we be able to be in the outcomes?

We registered a full factorial model keeping in mind the end goal to approve the outcomes we picked up utilizing ROSS.Net. We utilized a similar 5 input parameters as in the RRS analyses, and 7 levels as appeared in Table 7. In Table 8, we plotted a straight relapse model to the information and found that a similar three info parameters had the most impact on the model. The full factorial model created a balanced R-squared estimation of 85%.

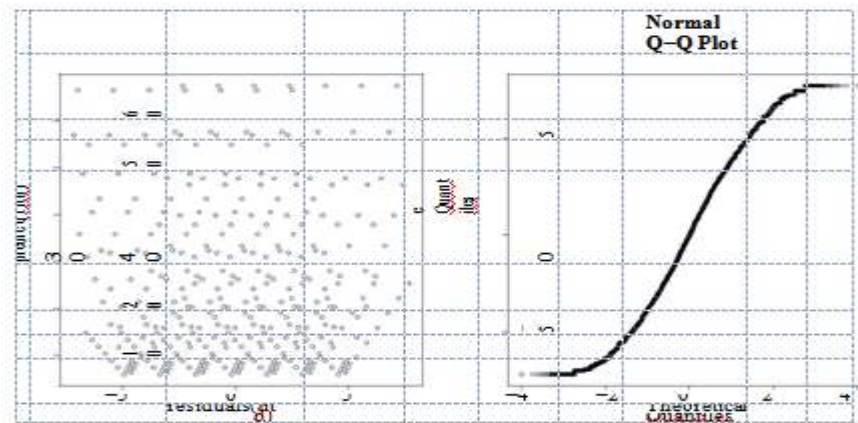


Figure 11: Full Factorial Design Scatter and Q-Q Plots

Input Parameter	Minimum Value	Maximum Value
Hello Interval (seconds)	0.05	10.0
Hello Inactivity Interval (seconds)	1.05	8.0
ACK Timer Interval (seconds)	0.5	5.0
Maximum Transmission Unit (bytes)	500	1500
SPF Computation Interval (seconds)	0.5	5.0

Table 4: Full Factorial Model Input Plane

We were certain that RRS was appropriately displaying a similar parameter space as we would have investigated had we done a more definite full factorial. Plotting an indistinguishable two best parameters from we displayed in RRS, the dissipate plot did not demonstrate any patterns in the information, as appeared in Figure 4. The last stride in our confirmation was to make a quantile-quantile plot of the leftover mistakes. We

watched a straight connection between test blunder and hypothetical. From Figure 4, the straight model suppositions of typicality give off an impression of being substantial for the full factorial model. This full factorial plan created 16,807 trial runs, 20 times more than the RRS outline, and yielded less data in the ranges that we were intrigued

Residuals				
Min	1Q	Median	3Q	Max
-16.567	4.262	0.523	3.762	15.306

Coefficients				
	Estimate	Std. Error	t value	Pr(> t)
(Intercept)	-2.132e+01	2.472e-01	-86.26	< 2e-16
HELLO Packet Interval	3.844e+00	1.626e-02	236.49	< 2e-16
HELLO Inactivity Interval	4.690e+00	2.376e-02	197.41	< 2e-16
ACK Interval	-1.528e-17	1.626e-02	-9.40e-16	1
MTU	-1.335e-19	1.544e-04	-8.64e-16	1
SFF Computation Interval	9.796e-01	1.626e-02	60.26	< 2e-16

Residual standard error: 6.674 on 16801 degrees of freedom
Multiple R-Squared: 0.8543, Adjusted R-squared: 0.8543
F-statistic: 1.971e+04 on 5 and 16801 DF, p-value: < 2.2e-16

Table 5: Full Factorial Model Output generated by R

Figure 8 delineates the measure of detail created by RRS versus the Full Factorial outline for merging circumstances in the sub-second range. RRS additionally created a "decent" esteem for a meeting time of 0.11 seconds, which was inside 7% of the Full Factorial plan best esteem. While we could have produced a full factorial outline utilizing the last RRS input parameter ranges, we would not have had the advantage of the realizing that was in actuality the zone of enthusiasm, past our capacity to dissect the framework. Truth be told, we deliberately picked the full factorial plan introduced here in light of the fact that we needed to be sure about the idea of the framework. It was important to investigate a substantial range keeping in mind the end goal to approve our outcomes in the RRS outline.

Understanding OSPF and BGP Interactions Using Efficient

A couple of issues in immense scale sorting out have been an investigation challenge. Particularly, understanding of guiding tradition movement and joint efforts in tremendous scale is a fundamental issue as a result of its incite impact on current routine as to The switch which recognizes the mistake teaches each and every piece of its lingering Late research of Internet-scale controlling tradition game plans has primarily been based on estimation data taken particularly from the Autonomous Systems (ASes) which exist in the present Internet. These results have been essential in light of the way that the ponder tradition response has the stand-out typical for genuineness with honest to goodness switches executing authentic tradition use and coordinating bona fide data. Estimation data has been compelled, in any case, in that it is difficult to assess the purposes behind the think impacts. Generally, to perceive causes behind particular coordinating updates or stream, it requires estimation and organizing techniques which are slanted to botch. In addition, because of the prohibitive method for the data, it is difficult to measure the outside explanations behind an extensive part of the effects. These requirements can provoke a hazardous, uneven viewpoint of the Internet which considers only the close-by range. Remembering the ultimate objective to truly fathom the method for the Internet coordinating, we ought to consider various ISP ranges and the effects of the stand-out organization inside each ISP space.

Arrange amusement empowers us to investigate coordinating components over all do-mains since we have complete information. It empowers us to consider diverse ASes, and to gauge the possible effects both from inside and from outside a particular space. The trade o@ is legitimacy. Restricting this trade off, we have made tradition models which hold quick eagerly to the RFC particulars, and use winning topology estimation data, for instance, Rocket fuel. Likewise, we show framework impacts, for instance, interface estimations at various levels of quality. Understanding that switch producers don't for the most part hold quick to RFC conclusions in their tradition utilization, we attempt to mastermind directing components among OSPF and BGP in a general edge.

Using framework propagation and joining \"realistic\" information when possible, we can begin to

quantify specific tradition effects and set forth expansive subjective articulations about the method for the frameworks. In particular, we are chasing down the concealed invariant associations between framework tradition parameters and tradition execution response.

We focus on depicting Internet directing tradition execution response by the amount of invigorate messages made by each guiding tradition appear (i.e., OSPF and BGP) as a part of tradition tickers, elements, and count choices. Measuring tradition response as a segment of revive messages made is basic since this is the place the relationship between traditions are described. For example, in a framework where course mapping is going on, switches may combine promptly between the progressions.

Measuring meeting as the reaction would induce there are no negative results for OSPF from BGP. Correspondingly, measuring join blockage does not instant the negative effect since we may observe only a fractional qualification in exchange speed usage after some time. Each course clearing/foundation can be direct measured inside the OSPF space. By measuring the amount of updates delivered by the OSPF region, a clearer photograph of the negative effects creates. Clearly these negative effects incite slower joining conditions and more essential association utilize, yet these are helper measures. By measuring the affiliations clearly (i.e., revives messages) we can assess the quick impact on the framework without isolating out various effects. This empowers us to begin taking note of the request, does my intra-AS organization game plan horribly impact my between AS methodologies, and the a different way? Moreover, which is the most ideal approach to manage constraining negative effects between traditions?

Why are Protocol Interactions Harmful?

The essential approach of different leveled and layered arrangement of a couple of framework ing traditions in like manner exist in Internet coordinating. When arranging these traditions the primary fundamental issues are movement of the tradition under idea and the doubts made about exchange traditions underneath or over the pecking request or the layering. In any case, this prompts startling, routinely comprehended, co-operations between the harmonizing traditions. tradition weaknesses are not totally fathomed until the point when they have been passed on in huge scale era circumstances. There is likely no best ex-ample of this over the BGP tradition. Clear confinements of this tradition have been appeared since its introduction (e.g. BGP storms, the soundness issue, and a couple of courses of action (e.g. course re-change) have been proposed and executed to vanquish them.

These examinations have frequently based on the individual effects of the parameter settings, and expelled the external outcomes for tradition execution. The issue that we see is that there are two conflicting points of view of the framework: intra-space and between region directing. Our stress is that decisions made to capably course data inside a zone are particularly affecting the limit of the framework to course data over the space. One provoke explanation behind concern is Hot Potato Routing, however a couple of investigators have equivalently voiced stresses over Cold Potato coordinating. Hot Potato coordinating is charming in light of the way that it allows a switch which does not so much contain a dynamic point of view of within framework to settle on decisions about how to course action through that framework. As an even minded case, the BGP tradition settles on a decision about which courses to present in perspective of the detachment of each battling intra-territory course. The issue rises when this information is not relentless. BGP switches typically are accountable for creating tremendous surges of action data into and out of the framework. The huge concern is that somewhat level of unstable coordinating information may on the other hand influence a ton of framework development.

Activity moves in perspective of OSPF-BGP coordinated efforts happen consistently at ASes with various approaches to another ISP. Most of the non-ISP ASes have such unique approaches to a level 1 ISP. Past work demonstrates that Hot Potato changes can realize genuine moves in coordinating and framework action. Likewise, hot-potato guiding may add to the degradation of sending plane meeting and make impermanent sending plane circles. Finally, Hot Potato guiding prompts estimation botches in trial of the sending plane, and the external detectable quality of BGP courses.

REFERENCES:

- [1]. C. D. Carothers, D. Bauer, and S. Pearce, "ROSS: A High-performance, Low Memory, Modular Time Warp System", *Journal of Parallel and Distributed Computing*, 2002.
- [2]. K. Fall and S. Floyd, "Simulation-based comparison of Tahoe, Reno, and Sack TCP", *Computer Communication Review*, vol. 26, pp. 5{21, 1996.
- [3]. K. S. Permall C. D. Carothers and R. M. Fujimoto, "The Effect of State-saving on a Cache Coherent, Non-uniform Memory Access Architecture", *Proceedings of the 1999 Winter Simulation Conference (WSC'99)*, December 1999.
- [4]. R. Jain, "The Art of Computer Systems Performance Analysis: Techniques for Experimental Design, Measurement, Simulation, and Modeling", Wiley - Interscience, 1991.
- [5]. S. Floyd and V. Paxson, "Difficulties in simulating the internet", *IEEE/ACM Transactions on Networking*, February 2001.

- [6]. S. Floyd, "Simulation is crucial", IEEE Spectrum, January 2001. "SSFnet", <http://www.ssfnet.org/Glomosim>, <http://pcl.cs.ucla.edu/projects/glomosim>.
- [7]. E. Kohler, R. Morris, B. Chen, J. Jannotti, and M. F. Kaashoek, "The click modular router", ACM Transactions on Computer Systems, vol. 18, no. 3, pp. 263-297, 2000.
- [8]. Mark Handley, Orion Hodson, and Eddie Kohler, "XORP: Open platforms for network research", First Workshop on Hot Topics in Networks (HotNets-I), October 2002.
- [9]. D. C. Montgomery, Design and Analysis of Experiments, John Wiley and Sons, 2001.
- [10]. T. Ye and S. Kalyanaraman, "A recursive random search algorithm for large-scale network parameter configuration", Proceedings of ACM SIGMETRICS (part of FCRC), 2003.
- [11]. A. Helmy, D. Estrin, and S. Gupta, "Systematic testing of multicast routing protocols: Analysis of forward and backward search techniques", International Conference on Computer Communications and Networks (ICCCN), 2000.
- [12]. J. Liu, NMS (Network Modeling and Simulation DARPA Program) baseline model. See web site at <http://www.crhc.uiuc.edu/~jasonliu/projects/ssfnet/dmlintro/baseline-dml.htm>
- [13]. R. M. Fujimoto, K. S. Perumalla, A. Park, H. Wu, M. H. Ammar, G. F. Riley. "Large-Scale Network Simulation: How Big? How Fast?", MASCOTS 2003.
- [14]. T. Ye and S. Kalyanaraman, "A Unified Search Framework for Large-scale Black-box Optimization", Rensselaer Polytechnic Institute, ECSE Department, Networks Lab, 2003.
- [15]. Y. Liu, B. K. Szymansk, "Distributed Packet-Level Simulation for BGP Networks under Genesis", Proc. Summer Computer Simulation Conference, SCS Press, San Diego, CA, July 2004, pp. 271-278.

Mohammed Rahmat "Heuristic Problem Solving and Black-Box Optimization Approaches"
"American Journal of Engineering Research (AJER), vol. 7, no. 09, 2018, pp. 114-131